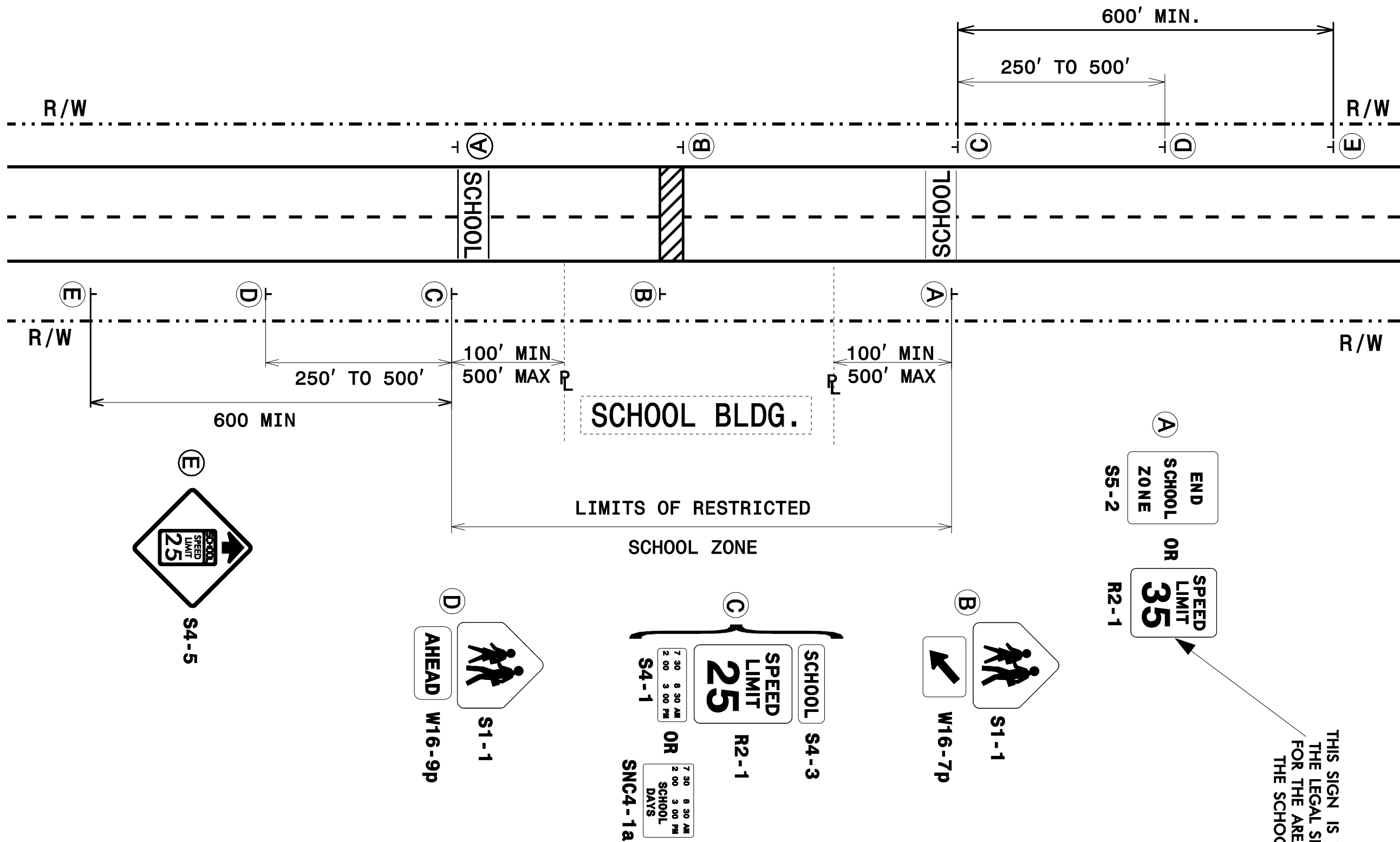


**TYPICAL FOR SIGNING SCHOOL ZONE WITH MARKED CROSSWALK WHERE SPEED REDUCTION IS REQUIRED**



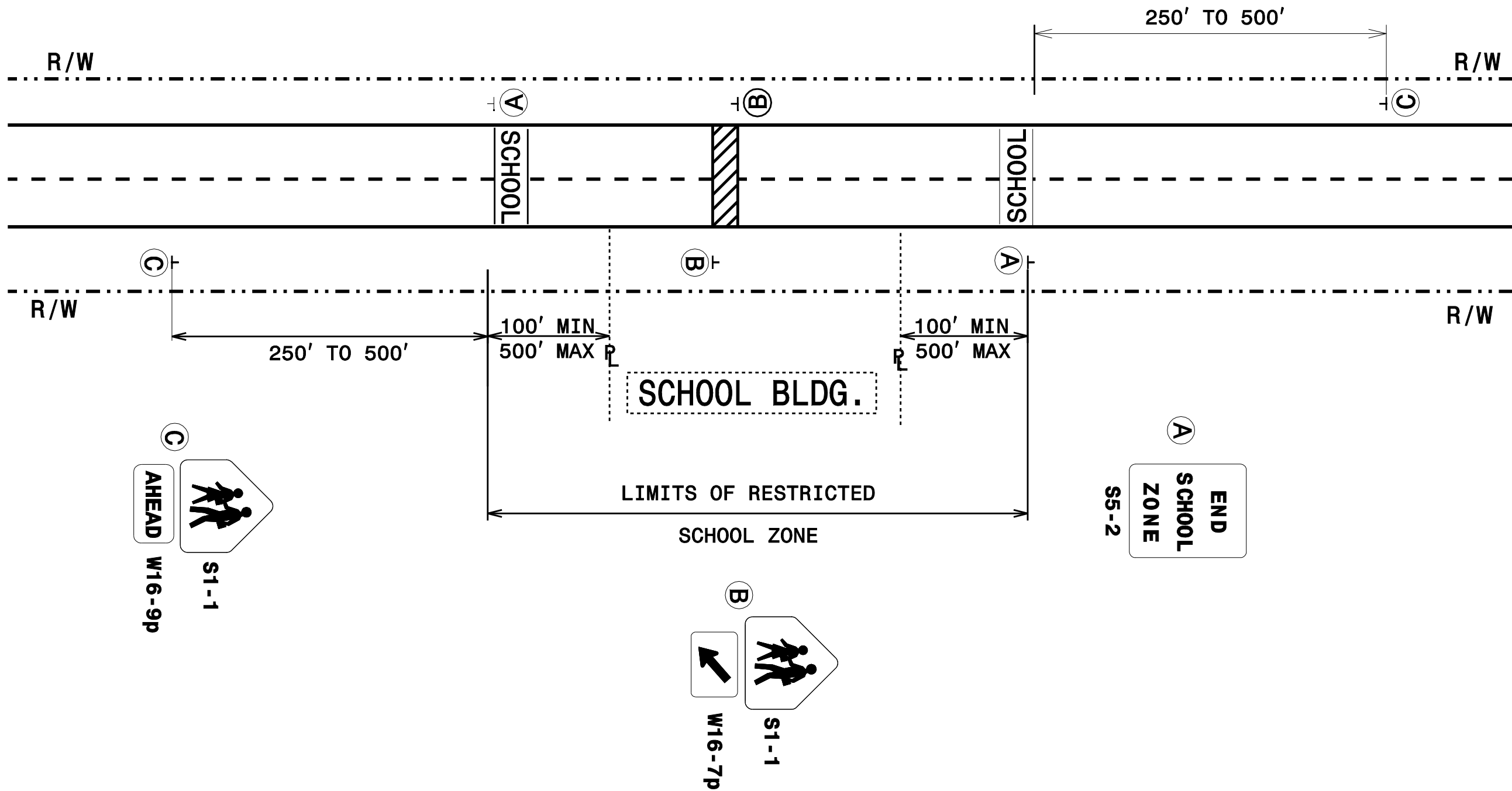
THIS SIGN IS TO DISPLAY THE LEGAL SPEED LIMIT FOR THE AREA OUTSIDE THE SCHOOL ZONE.

**NOTES:**

1. USE TABLES 2B-1, 2C-2 AND 7B-1 IN MUTCD FOR SIGN SIZES.
2. WHEN GEOMETRIC DOES NOT PERMIT THE USE OF ALL REQUIRED SIGNS AN ENGINEERING STUDY WILL DETERMINE APPROPRIATE SIGNING.

**TYPICAL FOR SIGNING SCHOOL ZONE WITH MARKED CROSSWALK WHERE SPEED REDUCTION IS REQUIRED**

**TYPICAL FOR SIGNING SCHOOL ZONE WITH MARKED CROSSWALK WHERE SPEED REDUCTION IS NOT REQUIRED**

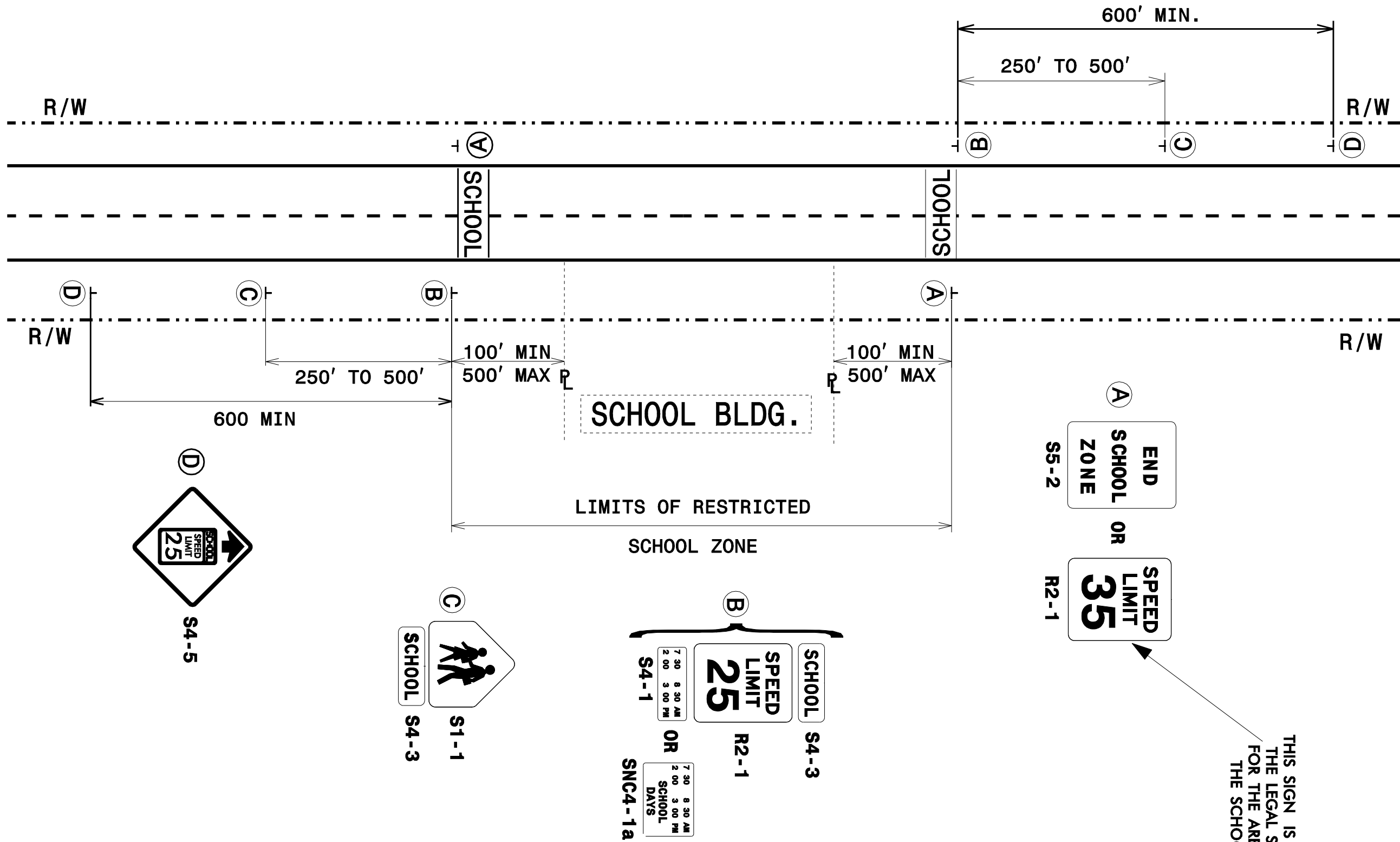


**NOTES:**

1. USE TABLES 2B-1, 2C-2 AND 7B-1 IN MUTCD FOR SIGN SIZES.
2. WHEN GEOMETRIC DOES NOT PERMIT THE USE OF ALL REQUIRED SIGNS AN ENGINEERING STUDY WILL DETERMINE APPROPRIATE SIGNING.

**TYPICAL FOR SIGNING SCHOOL ZONE WITH MARKED CROSSWALK WHERE SPEED REDUCTION IS NOT REQUIRED**

**TYPICAL FOR SIGNING SCHOOL ZONE WITHOUT MARKED CROSSWALK WHERE SPEED REDUCTION IS REQUIRED**



THIS SIGN IS TO DISPLAY THE LEGAL SPEED LIMIT FOR THE AREA OUTSIDE THE SCHOOL ZONE.

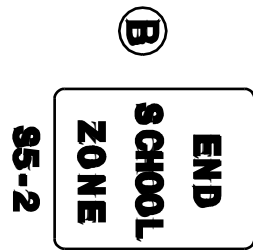
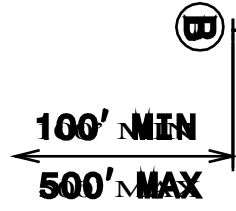
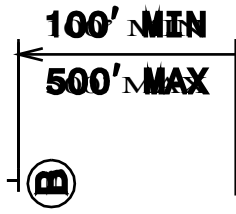
**NOTES:**

1. USE TABLES 2B-1, 2C-2 AND 7B-1 IN MUTCD FOR SIGN SIZES.
2. WHEN GEOMETRIC DOES NOT PERMIT THE USE OF ALL REQUIRED SIGNS AN ENGINEERING STUDY WILL DETERMINE APPROPRIATE SIGNING.

**TYPICAL FOR SIGNING SCHOOL ZONE WITHOUT MARKED CROSSWALK WHERE SPEED REDUCTION IS REQUIRED**

**IGNING NONE-SCHOOL ZONE**

2-08



1. USE TABLES 2B-1, 2C-2 AND 7B-1 IN MUTCD FOR SIGN SIZES.

2-08